



DOFF-IT®

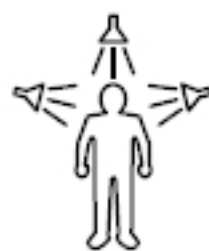

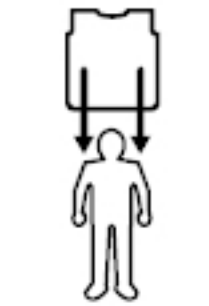


Each sealed kit includes Doff-it overgarment and foot covers, zipper-seal plastic bag to carry personal items, disposal bag for contaminated clothing, moist towelettes, paper towel and marking pen. Illustrated, bilingual instructions (English and Spanish) printed on each package.



DON-IT®

Our Don-it kit provides privacy and protection from exposure to cold after a soap and water decontamination. The kit includes the Don-it Personal Privacy Garment, foot covers, drying towel, Mylar® blanket and comb, all in a compact package.

<p>1 Find the orange bag. Remove coats, sweaters and other clothing that doesn't compromise privacy. Place these items in the orange bag.</p>	
<p>2 Find the white garment and place over your clothing. There are holes for your arms.</p>	
<p>3 Remove personal items and valuables and place in the outer bag. You will keep these items with you during the decontamination process.</p>	
<p>4 Bring arms inside the poncho and undress. Remove all clothing, including underwear, shoes and socks, and place in the orange bag. White slippers cover your feet.</p>	
<p>5 With the pen, write your name on the orange bag and on the outer bag. Use the wet wipes and the towel to wipe any residue from your skin. Await decontamination instructions.</p>	

	<p>6 Complete a soap and water decontamination procedure.</p>
	<p>7 After decon showering, dry off using the supplied towel.</p>
	<p>8 Put on the Don-it gown and foot covers before leaving the shower area.</p>
	<p>9 Always follow the emergency responders' instructions about where to proceed for further treatment, if any.</p>
	<p>10 The thin, silver Mylar® blanket provides comfort and protection in low temperatures.</p>